



Singing & Signing Resource Pack

Into the Ark

www.aamedia.org.uk



Into the Ark - Learning Guide

Range: An Octave (8 notes, D to D)

Parts: 1

You should always read the Singing and Signing Resources Guide in your downloaded resource pack before you start teaching this song to your group. It's important that as the leader you learn the signs first, especially if you're new to signing.

Context

This lovely song was written by Hands and Voices for a production called 'Noah's Opera', which was created by the choir based on the story of Noah. Into the Ark is all about the animals going into the ark and there's lots of fun to be had making all the animal sounds! The chorus has a really catchy tune, and the verse is quite simple with stepwise movements and no large intervals. But watch out there is a chromatic interval at the end of the verse that will need practicing with your group.

This song is great for mixed ability groups as you can bring in some sensory props, such as finger puppet animals, or perhaps make your own animals to perform with. The introduction is quite long but during the intro you could get the group to make the signs of the animals that appear in the song, or you could use the time to make up a sequence with your own animal props.

You can watch a full version of this song being performed by one of our leaders [here](#). We've also created [a teaching video of the full song](#) for you to use alongside this resource pack.

Structure

1. The song starts with a 10-bar introduction played by a recorder ensemble. You will hear an accordion playing when you should start.
2. The song is sung through twice, ending on a chorus.
3. The song has a simple verse – chorus structure:
 - Chorus
 - Verse 1
 - Chorus
 - Verse 2
4. There is a 2-bar instrumental break after each chorus before the verse starts with chimes and accordion.

Into the Ark - Sign Sheet (Chorus)

BOAT



Flat hands (palms in/back, pointing forward/in) with fingertips touching move forwards.

Into the ark

TO GO / GONE



Working index hand, sweeps away from body.
Directional sign. Index finger flicks away from body in indeterminate direction to sign "gone".

You must go

AIR



Working open hand (palm back, pointing up) in front and to the side of face, bends at wrist to palm down, pointing back several times.
Use two hands for emphasis.

Before the storm begins to blow

Pat thigh on working side with working hand then pat thigh on supporting side with supporting hand

Fair and fear

Touch shoulder of person on one side then the other

Fair and fear

TWO



Working "V" hand (palm back, pointing up) held in front of body.

working hand

Two

TWO



Working "V" hand (palm back, pointing up) held in front of body.

supporting hand


By two

TOGETHER WITH







"N" hands (palms back, pointing in/up); working hand in front.

In together

<p>Click Click</p>	<p>TOGETHER WITH</p>  <p>"N" hands (palms back, pointing in/up); working hand in front.</p>
	<p><u>In together</u></p>

Into the Ark - Sign Sheet (Verse 1)

<p>BLACK</p>  <p>Working closed hand (palm in, pointing up) makes backward circle over cheek.</p>	<p>Working O hand moves in circles, mimicking the movements of a fly</p>	<p>Working O hand moves in circles, mimicking the movements of a fly</p>
<p><u>Black</u></p>	<p><u>Fly buzzing</u></p>	<p><u>bzzz</u></p>
<p>BLUE</p>  <p>Working index indicates vein on back of relaxed supporting hand.</p>	<p>WHALE</p>  <p>Working full "O" hand (palm forward, pointing up) above head, moves up from head to open hand. <i>Repeat.</i></p>	<p>WHALE</p>  <p>Working full "O" hand (palm forward, pointing up) above head, moves up from head to open hand. <i>Repeat.</i></p>
<p><u>Blue</u></p>	<p><u>Whale steaming</u></p>	<p><u>tshh</u></p>

BRIGHT

Full "O" hands (palms back, pointing up) move up towards the face, changing to open hands (palms back, pointing up).

Bright

BAT

Open hands (palms down, pointing forward/out) "flap" by the side of shoulders.

Bat beeping

BAT

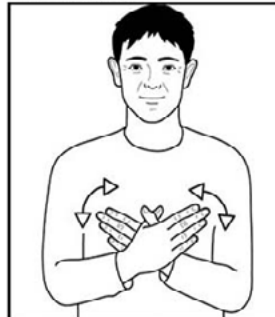
Open hands (palms down, pointing forward/out) "flap" by the side of shoulders.

Beep beep beep

BEAUTIFUL

Working full "O" hand (palm back, pointing up) in front of chin, moves forwards changing to open hand.

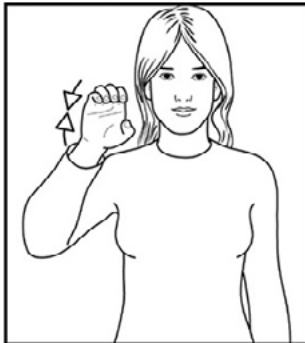
Beautiful

BUTTERFLY

Crossed flat hands (palms back, pointing in/up) working hand in front and thumbs linked, flap to imitate wings. Fingers do not separate.

Butterfly dreaming

Into the Ark - Sign Sheet (Verse 2)

ORANGE

Working full "C" hand (palm forward, pointing up) makes squeezing action by side of mouth.
NB: Hand does not close into a fist.

Orange

INSECT




Working clawed hand (palm down, pointing in) crawls up supporting forearm.



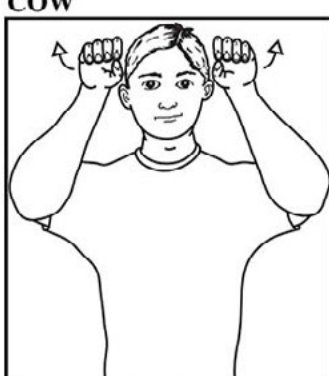
Ant crunching



INSECT

Working clawed hand (palm down, pointing in) crawls up supporting forearm.

Crunch crunch crunch

<p>GENTLE</p>  <p>Working flat hand (palm back, pointing in) rests against chest and moves slowly downwards maintaining contact.</p>	<p>CAT</p>  <p>"V" hands (palms back, pointing in) at each side of mouth, make small outward movement.</p>	<p>CAT</p>  <p>"V" hands (palms back, pointing in) at each side of mouth, make small outward movement.</p>
<p><u>Soft</u></p>	<p><u>Cat</u> creeping</p>	<p><u>meow</u></p>

<p>OLD</p>  <p>Working clawed "V" hand (palm back, pointing up) in front of nose, makes a short downward movement.</p>	<p>COW</p>  <p>Full "O" hands (palms forward, pointing up) by temples, sweep out and up like horns.</p>	<p>COW</p>  <p>Full "O" hands (palms forward, pointing up) by temples, sweep out and up like horns.</p>
<p><u>Old</u></p>	<p><u>Cow</u> munching</p>	<p><u>Munch munch munch</u></p>

<p>QUIET</p>  <p>Side of working extended index touches pursed lips.</p>	<p>MOUSE</p>  <p>Working index hand (palm back, pointing in/up) makes small twisting movement by side of nose.</p>
<p><u>Quiet</u></p>	<p><u>Mouse</u> sleeping</p>